

Laura Taylor Davis
Brazos County Treasurer
ldavis@brazoscountytexas.gov

200 S. Texas Avenue, Ste 240
Bryan, Texas 77803
Tel: 979-361-4345

DATE: 8/13/2020

TO: Hon. Duane Peters, County Judge
Hon. Steve Aldrich, Commissioner
Hon. Chuck Konderla, Commissioner
Hon. Nancy Berry, Commissioner
Hon. Irma Cauley, Commissioner
Candy Gallego, Administrative Assistant

FROM: Laura Taylor Davis, County Treasurer

RE: Quarter Ending 06/30/2020 Investment Report

This report is made in accordance with provisions of Gov. Code 2256, The Public Funds Investment Act, which requires quarterly reporting of investment transactions to the Commissioners' Court.

The Brazos County Investment portfolio earned an average yield of .31% on the quarterly average balance of \$11,258,243.63 invested with TexPool, an average yield of .82% on the quarterly average balance of \$12,103,708.32 invested with Texas Class, and an average yield of .14% on the quarterly average balance of \$3,447.53 invested with Dreyfus Cash Management Fund for the period ending 06/30/20. Investment interest earned and received during the quarter was \$40,604.82. Actual ending balance invested on 06/30/2020 was \$23,623,498.42.

The rate of interest earned at the county depository as per our contract is 0.90%. Interest deposited from BBVA for the quarter ending 06/30/2020 was \$322,557.47 for the quarter average depository investable balance of \$148,683,144.25.

Total interest earned for the quarter ending 06/30/2020 was \$363,162.29.

Investment Strategy

The Brazos County Investment Strategy remains focused on short-termed investments with the safety of principal as the foremost objective followed by liquidity and yield as per the Brazos County Investment Policy.

Summary of Portfolio Changes

The main changes in the Investment Portfolio were contributed to the economic impact of Covid-19. As the rate in the Investment Pools continues to trend downward, interest earned will continue to decrease. One negotiable CD matured, and the interest earned and principal were deposited back to our depository.

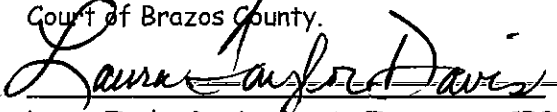
FY 2020 INTEREST RATES AND EARNINGS BY MONTH

	TexPool	Int	TX CLASS	Int	Dreyfus	Int	CD	Checking Acct	Int	Total
	Interest	Rate	Interest	Rate	Interest	Rate	Interest	Interest	Rate	Interest
October 2019	43,902.26	1.91	62,284.69	2.09	49.08	1.77	477.53	37,901.26	0.90	144,614.82
November 2019	37,343.83	1.68	55,148.25	1.94	1.15	1.55	422.96	35,220.98	0.90	128,137.17
December 2019	37,379.40	1.62	54,438.15	1.88	1.72	1.51	409.31	42,915.65	0.90	135,144.23
Q/E 12/31/2019	118,625.49	1.74	171,871.09	1.97	51.95	1.61	1,309.80	116,037.89	0.90	407,896.22
January 2020	36,735.37	1.59	68,768.72	1.86	2.23	1.50	422.96	62,046.03	0.90	167,975.31
February 2020	34,374.56	1.59	64,583.77	1.77	2.59	1.51	422.96	72,259.02	0.90	171,642.90
March 2020	19,438.59	1.00	38,860.78	1.47	1.69	0.78	395.67	91,841.99	0.90	150,538.72
Q/E 03/31/2020	90,548.52	1.39	172,213.27	1.70	6.51	1.26	1,241.59	226,147.04	0.90	490,156.93
April 2020	4,209.50	0.45	10,896.50	1.10	0.54	0.22	422.96	108,818.63	0.90	124,348.13
May 2020	2,566.63	0.27	7,760.83	0.76	0.32	0.11	409.31	112,308.84	0.90	123,045.93
June 2020	2,002.93	0.22	5,853.67	0.59	0.31	0.10	6,481.32	101,430.00	0.90	115,768.23
Q/E 06/30/2020	8,779.06	0.31	24,511.00	0.82	1.17	0.14	7,313.59	322,557.47	0.90	363,162.29
YTD TOTALS	217,953.07	1.15	368,595.36	1.50	59.63	1.01	9,864.98	664,742.40	0.90	1,261,215.44


Attached are the following reports:

- 1) Summary of Investments by Fund & Strategy
- 2) Investment Summary Quarter End Activity Report
- 3) Weighted Average Maturity & Yield


To the best of our knowledge, the investment portfolio in this report conforms in all respects to the Investment Policy of Brazos County and is being managed under the investment strategy of said policy as approved by the Commissioner's Court of Brazos County.


 Laura Taylor Davis, County Treasurer, CIO

8/13/2020
 Date


 Jamie Candelaria, Chief Deputy Treasurer

8/13/2020
 Date


 Cristian Villarreal, Asst. Deputy Treasurer

8/13/20
 Date

SUMMARY OF INVESTMENTS BY FUND & STRATEGY

<u>General Fund (0100)</u>		<u>COST</u>	<u>Book Value</u>
TexPool		\$ 11,260,434.46	\$ 11,260,434.46
Texas Class		\$ 12,110,197.71	\$ 12,110,197.71
		\$ 23,370,632.17	\$ 23,370,632.17
<u>Certificates of Obligation-2017 (4317)</u>			
TX Class		\$ -	\$ -
<u>LPPF (1600)</u>			
TX Class GOV		\$ -	\$ -
STRATEGY TYPE: OPERATING FUNDS		\$ 23,370,632.17	\$ 23,370,632.17
<u>GO Debt (4100)</u>			
TX Class		\$ -	\$ -
Dreyfus Cash Mgmt Fund		\$ 3,866.25	\$ 3,866.25
Certificates of Deposits		\$ 249,000.00	\$ 249,000.00
		\$ 252,866.25	\$ 252,866.25
STRATEGY TYPE: DEBT SERVICE FUNDS		\$ 252,866.25	\$ 252,866.25

Total Book Value of all funds invested as of
6/30/20

\$ 23,623,498.42

INVESTMENT SUMMARY QUARTER ENDING 06/30/2020 ACTIVITY REPORT

DATE	DESC.	TEXPOOL	TEXAS CLASS	DREYFUS	CD	TOTAL
03/31/20	MAR BALANCE	\$ 11,251,655.40	\$ 12,085,986.71	\$ 2,609.85	\$ 492,000.00	\$ 23,831,951.96
	APR BUYWITHDRAW	\$ -	\$ -	\$ 422.96		\$ 422.96
04/30/20	APR INTEREST	\$ 4,209.50	\$ 10,896.50	\$ 0.54		\$ 15,106.54
04/30/20	APR BALANCE	\$ 11,255,864.90	\$ 12,096,583.21	\$ 3,033.35	\$ 492,000.00	\$ 23,847,481.46
	MAY BUYWITHDRAW	\$ -	\$ -	\$ 409.31		\$ 409.31
05/31/20	MAY INTEREST	\$ 2,566.63	\$ 7,760.83	\$ 0.32		\$ 10,327.78
05/31/20	MAY BALANCE	\$ 11,258,431.53	\$ 12,104,344.04	\$ 3,442.98	\$ 492,000.00	\$ 23,858,218.55
	JUNE BUYWITHDRAW	\$ -	\$ -	\$ 422.96	\$ (249,058.36)	\$ (248,635.40)
06/30/20	JUNE INTEREST	\$ 2,002.93	\$ 5,853.67	\$ 0.31	\$ 6,058.36	\$ 13,915.27
06/30/20	JUNE BALANCE	\$ 11,260,434.46	\$ 12,110,197.71	\$ 3,866.25	\$ 249,000.00	\$ 23,623,498.42

**BRAZOS COUNTY INVESTMENT
WEIGHTED AVERAGE MATURITY & YIELD
AS OF QUARTER ENDING 6/30/2020**

SECURITY TYPE	SETTLE DATE	MATURITY DATE	COST	YIELD	END BOOK VALUE	MARKET VALUE	UNREALIZED GAIN/LOSS	DAYS TO MATURITY WAM in Days	WAY	% OF PORTFOLIO
LGIP										
TexPool				0.22	11,260,434.46	11,260,434.46	-	1		47.666%
Texas Class				0.59	12,110,197.71	12,110,197.71	-	1		51.263%
					23,370,632.17	23,370,632.17				
MME										
Dreyfus				0.10	3,866.25	3,866.25	-	1		0.016%
CDS										
Affinity FCU (Matured)	6/14/2019	6/12/2020	243,000.00	2.50	-	-	-			0.000%
Evansville Teacher FCU	8/27/2019	8/27/2020	249,000.00	2.00	249,000.00	250,334.64	1,334.64	58		1.060%
					249,000.00	250,334.64				
PORTFOLIO TOTALS					23,623,498.42	23,624,833.06	1,334.64	1.60	0.43	100.0%