



Laura Taylor Davis
Brazos County Treasurer
ldavis@co.brazos.tx.us

200 S. Texas Avenue, Ste 240
Bryan, Texas 77803
Tel: 979-361-4345

DATE: July 24, 2013

TO: Hon. Duane Peters, County Judge
Hon. Lloyd Wassermann, Commissioner
Hon. Sammy Catalina, Commissioner
Hon. Kenny Mallard, Commissioner
Hon. Irma Cauley, Commissioner
Candy Gallego, Administrative Assistant

FROM: Laura Taylor Davis, County Treasurer

RE: Quarter Ending 06/30/2013 Investment Report

This report is made in accordance with provisions of Gov.Code 2256, The Public Funds Investment Act, which requires quarterly reporting of investment transactions to the Commissioners' Court.

The Brazos County Investment portfolio earned an average yield of 0.0767% on the quarterly *average balance* of \$2,350,552.78 invested with TexPool for the period ending 06/30/2013. Investment interest deposited during the quarter was \$451.52 for a total year-to-date interest of \$1,958.69. Actual ending balance for June 30, 2013 was \$2,350,674.59.

The average rate of interest earned on the depository checking account balances for the quarter ending 06/30/2013 was 0.4133% netting \$85,342.84 on an *average depository investable balance* of \$82,715,312.42

Total year-to-date interest earned: \$245,735.92

Investment Strategy

The Brazos County Investment Strategy will remain unchanged, keeping investments very short-termed & liquid. With the safety of principal as the foremost objective of the County's investment policy followed by liquidity and yield - it seems prudent to continue keeping the majority of available funds in the County's depository where all funds are 110% collateralized.

For diversification the County has an investment account with TexPool that provides the safety of an overnight market.

Brazos County's depository contract earns .35% above the 90 day T-Bill.

Summary of Portfolio Changes

The deposit of interest is the only portfolio change to balances at this time and the Weighted Average Maturity of investments remains at 1 day due to the liquidity of funds invested with TexPool and on deposit at CitiBank of Texas


FY 2013 INTEREST RATES AND EARNINGS BY MONTH

	TexPool Interest	Interest Rate	Cking Acct Interest	Earnings Credit Rate
October 2012	330.52	0.1657	20,917.24	0.4600
November 2012	301.96	0.1600	20,760.88	0.4500
December 2012	300.44	0.1500	23,686.66	0.4400
Q/E 12/31/2012	932.92	0.1586	65,364.78	0.4500
January 2013	196.86	0.1000	30,086.84	0.42
February 2013	168.48	0.0900	29,428.06	0.42
March 2013	208.91	0.1000	33,554.71	0.45
Q/E 03/31/2013	574.25	0.0967	93,069.61	0.4300
April 2013	197.46	0.1000	30,849.67	0.44
May 2013	142.70	0.0700	28,874.80	0.41
June 2013	111.36	0.0600	25,618.37	0.39
Q/E 06/30/2013	451.52	0.0767	85,342.84	0.4133


Attached are the following reports:


- 1) Cost Amount Summary of Investments by Fund
- 2) TexPool Quarter End Activity Report
- 3) Investments by Fund Group and Strategy Type

To the best of our knowledge the investment portfolio in this report conforms in all respects to the Investment Policy of Brazos County and is being managed under the investment strategy of said policy as approved by the Commissioner's Court of Brazos County.

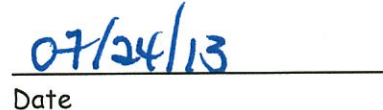


Laura Taylor Davis, County Treasurer, CIO


Date



Terri White, Chief Deputy Treasurer, CIO


Date

COST AMOUNT SUMMARY OF INVESTMENTS BY FUNDS

General Fund
TexPool

\$ 2,350,674.59

Total Cost of all funds invested for the month of June 2013

\$ 2,350,674.59

Book Value is the same because all investments are with TexPool and the Share Price is maintained at \$1.00

TEXPOOL QUARTER ENDING 06/30/2013 ACTIVITY REPORT

FUND 1 - POOLED FUND GROUP

DATE	DESC.	GENERAL FUND	EXPO. COMPLEX	TOTAL
03/31/13	March Balance	\$ 2,350,223.07	\$ -	\$ 2,350,223.07
04/30/13	April Interest	\$ 197.46	\$ -	\$ 197.46
04/30/13	April Balance	\$ 2,350,420.53	\$ -	\$ 2,350,420.53
05/31/13	May Interest	\$ 142.70	\$ -	\$ 142.70
05/31/13	May Balance	\$ 2,350,563.23	\$ -	\$ 2,350,563.23
06/30/13	June Interest	\$ 111.36	\$ -	\$ 111.36
06/30/13	June Balance	\$ 2,350,674.59	\$ -	\$ 2,350,674.59

INVESTMENTS BY FUND GROUP AND STRATEGY TYPE

FUND 1 - POOLED FUND GROUP		
General Fund		\$ 2,350,674.59
Health Endowment Fund		\$ -
State Lateral Road		\$ -
Courthouse Security		\$ -
Strategy Type:	OPERATING FUNDS	\$ 2,350,674.59
General Obligation Debt Svc.		\$ -
Strategy Type:	DEBT SERVICE FUNDS	\$ -
General Permanent Impv.		\$ -
Exposition Center Fund		\$ -
Strategy Type:	SPECIAL PROJ. & PERM.IMPV.DEBT	\$ -
	Fund 1 - Group Total	\$ 2,350,674.59

BOOK VALUE OF ALL INVESTED FUNDS FOR JUNE 2013

\$ 2,350,674.59